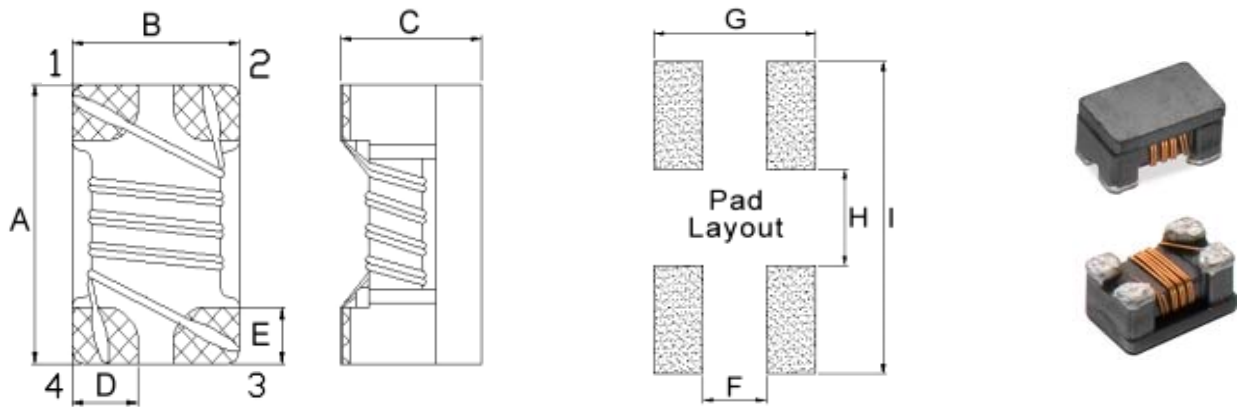
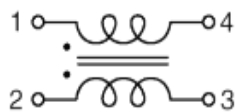


● 尺寸图/DIMENSION (单位/UNIT : mm)



A: 4.5 ± 0.2	B: 3.2 ± 0.2	C: 2.8 ± 0.2	D: 1.2 Typ	E: 1.0 Typ
F: 0.7 Typ	G: 3.8 Typ	H: 2.5 Typ	I: 4.8 Typ	

● 电路图/SCHEMATIC



● 注意事项/NOTE :

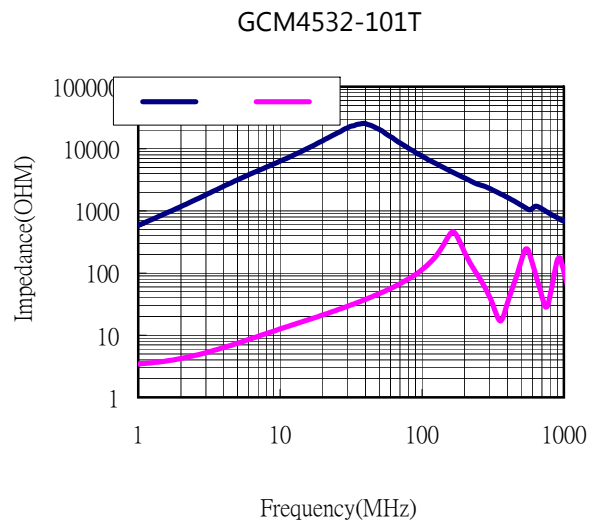
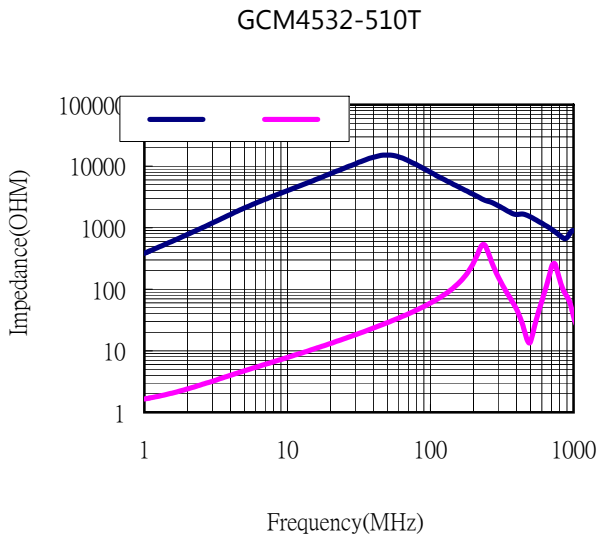
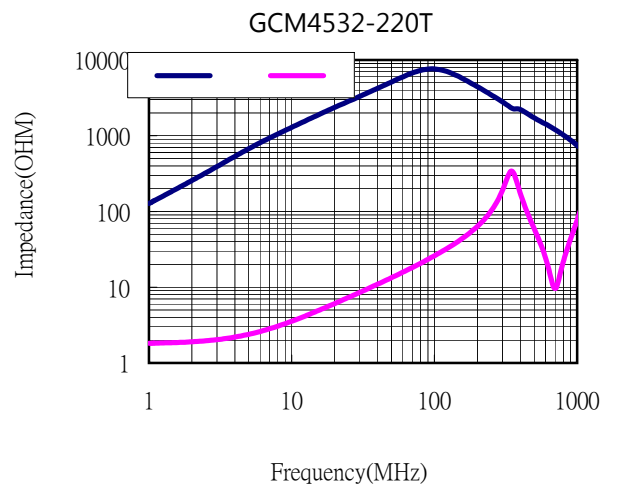
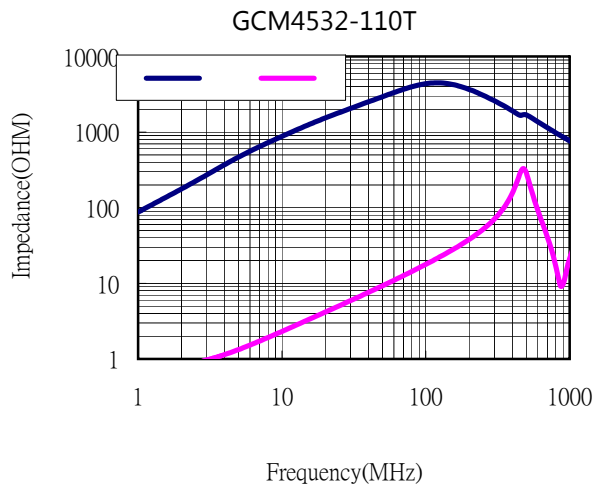
1. 产品不印字
2. 崩缺面积直径小于0.4mm为允收

● 电气特性/ELECTRICAL CHARACTERISTIC

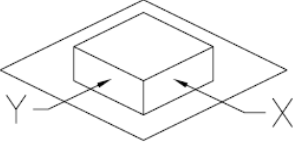
Part Number	Common mode Impedance (Ω @10MHz)	Inductance (μ H) @100KHz/0.1V	DC Resistance (Ω) Max.	Rated Current (mA)Max.	Rated Volt. (Vdc)Max	IR (Ω) min.
GCM4532-110T	300 Min	11 +50%/-30%	0.6	250	50	10M
	600 Typ					
GCM4532-220T	500 Min	22 +50%/-30%	1.0	200	50	10M
	1200 Typ					
GCM4532-510T	1000 Min	51 +50%/-30%	1.0	200	50	10M
	2800 Typ					
GCM4532-101T	2000 Min	100 +50%/-30%	2.0	150	50	10M
	5800 Typ					
GCM4532-201T	5000 Min	200 +60%/-20%	4.5	100	50	10M
	9800 Typ					

- (1).Rated Current: Temp.rise 40°C Typ
- (2).Operating Temperature: -40°C up to $+125^{\circ}\text{C}$
- (3).Storage Temperature: -20°C up to $+40^{\circ}\text{C}$, 75% RH max.

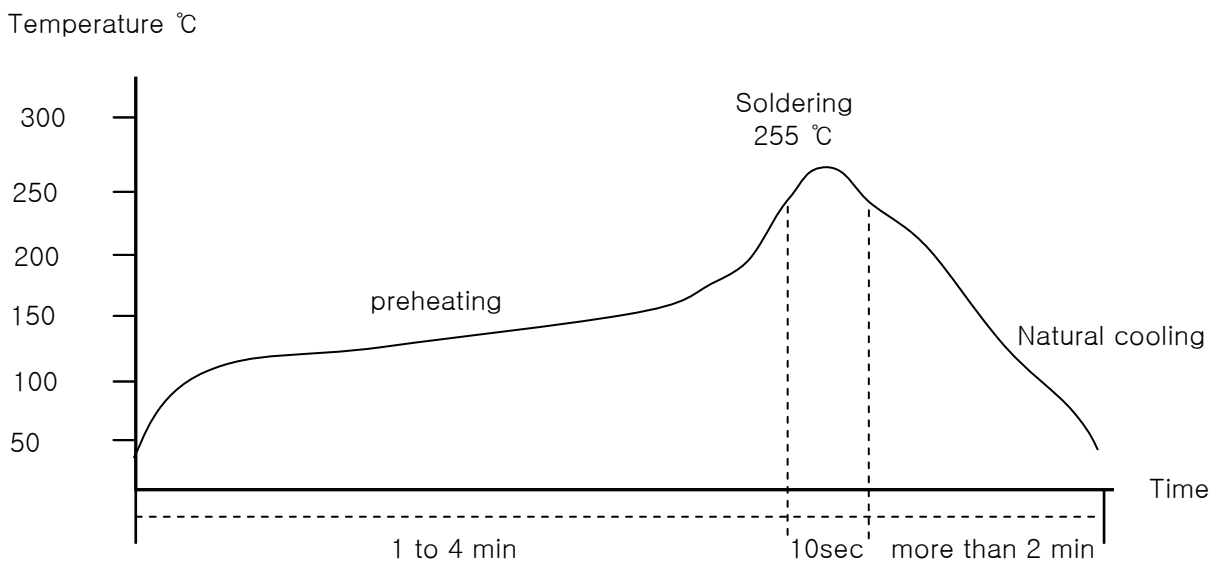
● 特征曲线/CHARACTERISTICS(REFERENCE)



● 可靠性测试/RELIABILITY TESTING

Operating Temperature	- 40 to +125 °C (Contain Heating coil)
Appearance Inspection	No external defects by visual inspection
Terminal Strength 	After soldering , between copper plaet and terminals of coils , push in two directions of X , Y with standing 10N(1.02kg) for10+/-2 sec. Terminal should not peel off. (Refer to figure at right)
Heat endurance of reflow soldering	Refer to figure
Insulating resistance	Over 100 MΩ at 100V D.C . between wire and core
Dielectric Strength	Apply at 0.5KV 3mA for 1 minute between wire and core
Temperature characteristics	Inductance coefficient (0~2,000) × 10 / °C (- 40~ + 125 °C)
Humidity characteristics	Inductance deviation within ± 10% , after 96 hours in 90~95% relative humidity at 40 ± 2 °C and 1 hours drying under normal condition
A test is made under the above mentioned condition , and it is kept for 2 hours in the normal	

IR Reflow profile

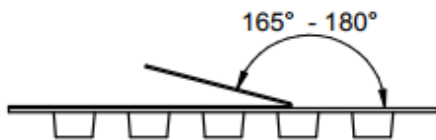
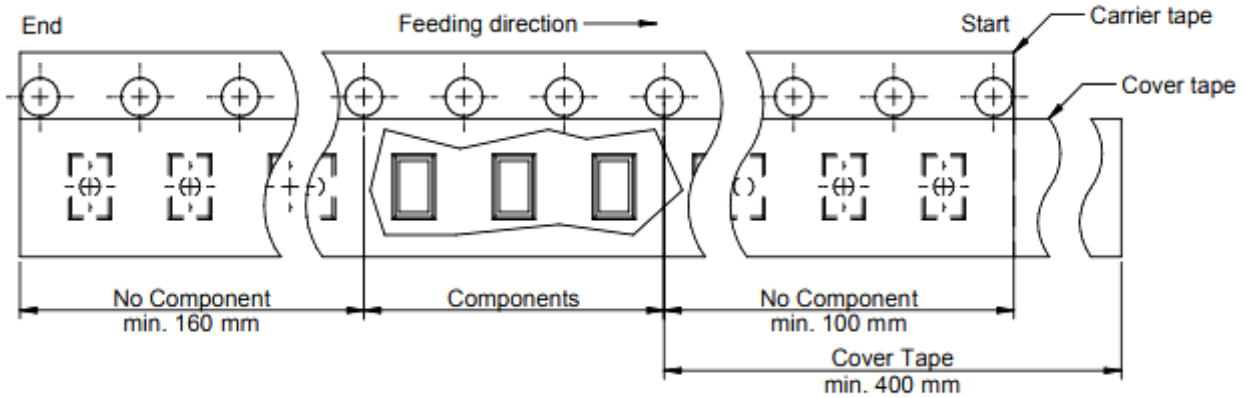


Temperature and humidity . After that , no mechanical and electrical defect should be found .

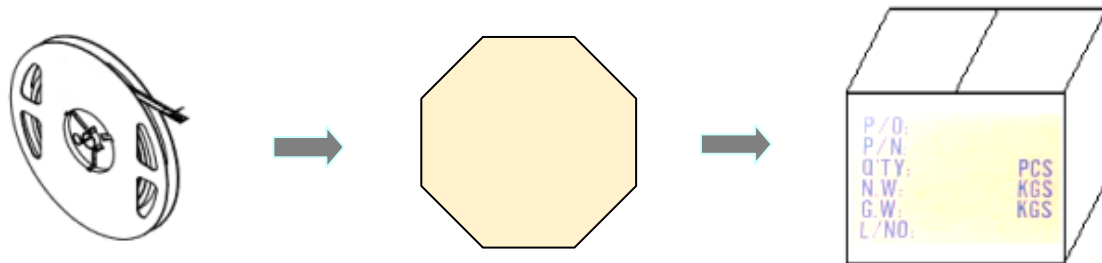
● 材料清单/MATERIAL LIST

NO.	ITEM	DESCRIPTION
1	CORE	FERRITE
2	WIRE	P180 G1
3	ADHESIVE	5890LC
4	TIN	107H

● 包装规格/PACKING SPECIFICATIONS



Tape width	Distance	Pull-of force
12 mm	8 mm	10~120g



轮盘：7'(直径178mm)
数量：500PCS/盘

内盒/PE袋
数量：2000PCS/盒

外箱，数量：20000PCS/箱
不足整箱用内盒或填充物装满